





			% change from:			level:			
			previous period	previous year		current period	same period last year		
	Australia	Gross domestic product	Q2-2015	0.2	2.0	Current balance	Q1-2015	-8.4	-6.9
		Industrial production	Q2-2015	-1.2	1.3	Unemployment rate	Q2-2015	6.1	6.0
		Consumer price index	Q2-2015	0.7	1.5	Interest rate	Q2-2015	2.2	2.7
	Austria	Gross domestic product	Q2-2015	0.1	0.7	Current balance	Q1-2015	2.8	-0.8
		Industrial production	Q2-2015	-1.1	1.1	Unemployment rate	Q2-2015	5.9	5.6
		Consumer price index	Q2-2015	1.2	1.0	Interest rate	Q2-2015	0.0	0.3
	Belgium	Gross domestic product	Q2-2015	0.4	1.3	Current balance	Q1-2015	2.6	1.6
		Industrial production	Q2-2015	-0.5	-1.7	Unemployment rate	Q2-2015	8.6	8.4
		Consumer price index	Q2-2015	0.7	0.5	Interest rate	Q2-2015	0.0	0.3
	Canada	Gross domestic product	Q2-2015	-0.1	1.0	Current balance	Q1-2015	-14.1	-9.3
		Industrial production	Q2-2015	-2.3	-2.4	Unemployment rate	Q2-2015	6.8	7.0
		Consumer price index	Q2-2015	1.1	0.9	Interest rate	Q2-2015	0.9	1.2
	Chile	Gross domestic product	Q2-2015	0.0	2.2	Current balance	Q1-2015	0.0	-1.6
		Industrial production	Q2-2015	-1.5	-0.2	Unemployment rate	Q2-2015	6.3	6.2
		Consumer price index	Q2-2015	1.4	4.2	Interest rate	Q2-2015	2.9	3.8
	Czech Republic	Gross domestic product	Q2-2015	1.0	4.4	Current balance	Q1-2015	1.8	1.9
		Industrial production	Q2-2015	1.2	4.9	Unemployment rate	Q2-2015	5.1	6.2
		Consumer price index	Q2-2015	0.7	0.7	Interest rate	Q2-2015	0.3	0.4
	Denmark	Gross domestic product	Q2-2015	0.2	1.8	Current balance	Q1-2015	5.3	4.6
		Industrial production	Q2-2015	0.6	2.7	Unemployment rate	Q2-2015	6.2	6.4
		Consumer price index	Q2-2015	0.7	0.6	Interest rate	Q2-2015	-0.2	0.3
	Estonia	Gross domestic product	Q2-2015	0.8	1.7	Current balance	Q1-2015	0.0	-0.2
		Industrial production	Q2-2015	-0.4	-1.9	Unemployment rate	Q2-2015	6.3	7.2
		Consumer price index	Q2-2015	1.1	-0.1	Interest rate	Q2-2015	0.0	0.3
	Finland	Gross domestic product	Q2-2015	0.2	0.0	Current balance	Q1-2015	-0.6	-1.7
		Industrial production	Q2-2015	-0.3	-2.9	Unemployment rate	Q2-2015	9.5	8.6
		Consumer price index	Q2-2015	0.2	-0.1	Interest rate	Q2-2015	0.0	0.3
	France	Gross domestic product	Q2-2015	0.0	1.0	Current balance	Q1-2015	-1.3	-10.1
		Industrial production	Q2-2015	-0.7	1.0	Unemployment rate	Q2-2015	10.3	10.2
		Consumer price index	Q2-2015	0.9	0.2	Interest rate	Q2-2015	0.0	0.3
	Germany	Gross domestic product	Q2-2015	0.4	1.6	Current balance	Q1-2015	66.4	69.9
		Industrial production	Q2-2015	0.2	1.2	Unemployment rate	Q2-2015	4.7	5.0
		Consumer price index	Q2-2015	0.6	0.5	Interest rate	Q2-2015	0.0	0.3
	Greece	Gross domestic product	Q2-2015	0.9	1.6	Current balance	Q1-2015	-0.2	1.2
		Industrial production	Q2-2015	-5.6	-2.5	Unemployment rate	Q1-2015	25.9	27.1
		Consumer price index	Q2-2015	1.5	-2.1	Interest rate	Q2-2015	0.0	0.3
	Hungary	Gross domestic product	Q2-2015	0.5	2.5	Current balance	Q1-2015	1.8	1.2
		Industrial production	Q2-2015	1.8	6.2	Unemployment rate	Q2-2015	7.0	8.1
		Consumer price index	Q2-2015	1.5	0.2	Interest rate	Q2-2015	1.5	2.8
	Iceland	Gross domestic product	Q1-2015	-1.5	2.3	Current balance	Q1-2015	0.1	0.0
		Industrial production	Q1-2015	4.2	19.6	Unemployment rate	Q2-2015	4.1	5.0
		Consumer price index	Q2-2015	1.3	1.5	Interest rate	Q2-2015	5.5	6.1
	Ireland	Gross domestic product	Q1-2015	1.4	6.1	Current balance	Q4-2014	4.2	3.4
		Industrial production	Q2-2015	-3.5	9.9	Unemployment rate	Q2-2015	9.6	11.6
		Consumer price index	Q2-2015	1.0	-0.4	Interest rate	Q2-2015	0.0	0.3
	Israel	Gross domestic product	Q2-2015	0.1	2.1	Current balance	Q1-2015	2.9	4.7
		Industrial production	Q2-2015	-1.6	2.7	Unemployment rate	Q2-2015	5.1	6.1
		Consumer price index	Q2-2015	0.8	-0.4	Interest rate	Q2-2015	0.1	0.7
	Italy	Gross domestic product	Q2-2015	0.3	0.7	Current balance	Q1-2015	9.6	9.2
		Industrial production	Q2-2015	0.4	0.6	Unemployment rate	Q2-2015	12.4	12.5
		Consumer price index	Q2-2015	0.5	0.1	Interest rate	Q2-2015	0.0	0.3
	Japan	Gross domestic product	Q2-2015	-0.4	0.7	Current balance	Q1-2015	32.5	-12.9
		Industrial production	Q2-2015	-1.3	-0.6	Unemployment rate	Q2-2015	3.3	3.6
		Consumer price index	Q2-2015	0.7	0.5	Interest rate	Q2-2015	0.2	0.2
	Korea	Gross domestic product	Q2-2015	0.3	2.2	Current balance	Q1-2015	30.5	21.8
		Industrial production	Q2-2015	-0.9	-1.8	Unemployment rate	Q2-2015	3.8	3.7
		Consumer price index	Q2-2015	0.3	0.5	Interest rate	Q2-2015	1.8	2.7
	Luxembourg	Gross domestic product	Q1-2015	0.7	4.9	Current balance	Q1-2015	0.8	0.3
		Industrial production	Q2-2015	-0.6	0.1	Unemployment rate	Q2-2015	5.7	6.0
		Consumer price index	Q2-2015	1.0	0.5	Interest rate	Q2-2015	0.0	0.3
	Mexico	Gross domestic product	Q2-2015	0.5	2.2	Current balance	Q1-2015	-9.8	-10.3
		Industrial production	Q2-2015	-0.1	..	Unemployment rate	Q2-2015	4.4	4.9
		Consumer price index	Q2-2015	-0.2	2.9	Interest rate	Q2-2015	3.3	3.7

			% change from:			level:			
			previous period	previous year		current period	same period last year		
	Netherlands	Gross domestic product	Q2-2015	0.1	2.0	Current balance	Q1-2015	21.3	24.4
		Industrial production	Q2-2015	-5.7	-5.7	Unemployment rate	Q2-2015	6.9	7.6
		Consumer price index	Q2-2015	1.6	0.9	Interest rate	Q2-2015	0.0	0.3
	New Zealand	Gross domestic product	Q1-2015	0.1	2.9	Current balance	Q1-2015	-1.3	-0.7
		Industrial production	Q1-2015	-1.7	-0.3	Unemployment rate	Q2-2015	5.9	5.7
		Consumer price index	Q2-2015	0.4	0.3	Interest rate	Q2-2015	3.5	3.4
	Norway	Gross domestic product	Q2-2015	-0.1	1.2	Current balance	Q1-2015	9.7	17.5
		Industrial production	Q2-2015	-1.2	1.2	Unemployment rate	Q2-2015	4.4	3.3
		Consumer price index	Q2-2015	0.9	2.2	Interest rate	Q2-2015	1.4	1.8
	Poland	Gross domestic product	Q2-2015	0.9	3.6	Current balance	Q1-2015	1.9	-1.5
		Industrial production	Q2-2015	-0.5	4.4	Unemployment rate	Q2-2015	7.8	9.2
		Consumer price index	Q2-2015	0.5	-0.8	Interest rate	Q2-2015	1.7	2.7
	Portugal	Gross domestic product	Q2-2015	0.4	1.5	Current balance	Q1-2015	0.4	-0.3
		Industrial production	Q2-2015	3.2	2.1	Unemployment rate	Q2-2015	12.5	14.4
		Consumer price index	Q2-2015	1.8	0.7	Interest rate	Q2-2015	0.0	0.3
	Slovak Republic	Gross domestic product	Q2-2015	0.8	3.1	Current balance	Q1-2015	0.4	0.6
		Industrial production	Q2-2015	-2.9	4.2	Unemployment rate	Q2-2015	11.8	13.4
		Consumer price index	Q2-2015	0.5	-0.1	Interest rate	Q2-2015	0.0	0.3
	Slovenia	Gross domestic product	Q2-2015	0.7	2.5	Current balance	Q1-2015	0.7	0.8
		Industrial production	Q2-2015	0.7	4.3	Unemployment rate	Q2-2015	9.2	9.7
		Consumer price index	Q2-2015	1.2	-0.6	Interest rate	Q2-2015	0.0	0.3
	Spain	Gross domestic product	Q2-2015	1.0	3.1	Current balance	Q1-2015	4.5	2.9
		Industrial production	Q2-2015	1.7	3.2	Unemployment rate	Q2-2015	22.5	24.7
		Consumer price index	Q2-2015	1.8	-0.3	Interest rate	Q2-2015	0.0	0.3
	Sweden	Gross domestic product	Q2-2015	1.0	2.9	Current balance	Q1-2015	9.3	10.5
		Industrial production	Q2-2015	3.0	3.0	Unemployment rate	Q2-2015	7.6	7.9
		Consumer price index	Q2-2015	0.4	-0.2	Interest rate	Q2-2015	-0.3	0.6
	Switzerland	Gross domestic product	Q2-2015	0.2	1.3	Current balance	Q1-2015	14.4	9.8
		Industrial production	Q2-2015	-1.4	-2.6	Unemployment rate	Q1-2015	4.4	4.8
		Consumer price index	Q2-2015	0.1	-1.1	Interest rate	Q2-2015	-0.8	0.0
	Turkey	Gross domestic product	Q1-2015	1.3	2.5	Current balance	Q2-2015	-5.8	-11.0
		Industrial production	Q2-2015	1.7	4.0	Unemployment rate	Q1-2015	10.1	9.2
		Consumer price index	Q2-2015	2.9	7.7	Interest rate
	United Kingdom	Gross domestic product	Q2-2015	0.7	2.6	Current balance	Q1-2015	-43.5	-40.7
		Industrial production	Q2-2015	0.7	1.5	Unemployment rate	Q1-2015	5.5	6.7
		Consumer price index	Q2-2015	0.6	0.0	Interest rate	Q2-2015	0.5	0.5
	United States	Gross domestic product	Q2-2015	0.9	2.7	Current balance	Q1-2015	-113.3	-96.4
		Industrial production	Q2-2015	-0.5	1.6	Unemployment rate	Q2-2015	5.4	6.2
		Consumer price index	Q2-2015	1.2	0.0	Interest rate	Q2-2015	0.2	0.1
	European Union	Gross domestic product	Q2-2015	0.4	1.6	Current balance
		Industrial production	Q2-2015	0.0	1.5	Unemployment rate	Q2-2015	9.6	10.3
		Consumer price index	Q1-2015	..	0.1	Interest rate
	Euro area	Gross domestic product	Q2-2015	0.3	1.2	Current balance	Q2-2014	85.1	80.6
		Industrial production	Q2-2015	-0.2	1.1	Unemployment rate	Q2-2015	11.1	11.6
		Consumer price index	Q1-2015	0.0	0.2	Interest rate	Q2-2015	0.0	0.3
Non-members									
	¹Brazil	Gross domestic product	Q2-2015	-1.9	-2.4	Current balance	Q4-2014	-25.6	-18.7
		Industrial production	Q2-2015	-2.1	-6.6	Unemployment rate
		Consumer price index	Q2-2015	2.8	8.5	Interest rate
	¹China	Gross domestic product	Current balance	
		Industrial production	Unemployment rate	
		Consumer price index	Q2-2015	-0.3	1.4	Interest rate	Q1-2015	5.2	5.6
	¹India	Gross domestic product	Q2-2015	1.6	7.2	Current balance	
		Industrial production	Q2-2015	1.3	3.2	Unemployment rate	
		Consumer price index	Q2-2015	1.8	5.9	Interest rate	
	¹Indonesia	Gross domestic product	Q2-2015	1.1	4.7	Current balance	
		Industrial production	Unemployment rate		
		Consumer price index	Q2-2015	0.9	7.1	Interest rate	Q2-2015	8.5	8.5
	Russian Federation	Gross domestic product	Q1-2015	-1.3	-1.9	Current balance	
		Industrial production	Q2-2015	-2.3	-4.1	Unemployment rate	
		Consumer price index	Q2-2015	2.3	15.8	Interest rate	Q2-2015	14.1	8.8
	¹South Africa	Gross domestic product	Q2-2015	-0.3	1.6	Current balance	
		Industrial production	Unemployment rate		
		Consumer price index	Q2-2015	2.3	4.5	Interest rate	Q2-2015	5.8	5.8

Gross domestic product: Volume series; seasonally adjusted. **Leading indicators:** A composite indicator based on other indicators of economic activity, which signals cyclical movements in industrial production from six to nine months in advance. **Consumer price index:** Measures changes in average retail prices of a fixed basket of goods and services. **Current balance:** Billion US\$, seasonally adjusted. **Unemployment rate:** % of civilian labour force, standardised unemployment rate; national definitions for Iceland, Mexico and Turkey; seasonally adjusted apart from Turkey. **Interest rate:** Three months.

Current balance data are reported according to the BPM6 classification except Mexico and non-members.

..=not available, ¹Key Partners.

Source: Main Economic Indicators, September 2015.